

# SPEL Stormceptor

CLASS 1 - Stormwater treatment & medium risk hydrocarbon capture



**spelstormwater**  
joy in water

[spel.co.nz](http://spel.co.nz)



# APPLICATIONS

- Car parks & shopping centres
- Council depots
- Industrial estates
- Heavy vehicle maintenance & storage areas
- Transport depots & loading bays
- Tunnels
- Highways & transport corridors
- Recycling yards
- Airport aprons & tarmacs

## IN-LINE

The SPEL Stormceptor Class 1 is a high rate separator that comes in both in-line and off-line configurations. The in-line system incorporates an internal bypass that allows the Stormceptor Class 1 to be installed and retrofitted within existing drainage systems.

Whilst the Stormceptor is highly efficient at removing Total Suspended Solids (TSS) the Class 1 name shows that this is also designed to treat oily water and hydrocarbon runoff from medium risk catchments.

The Stormceptor In-line is a horizontally configured two-chamber Stormwater Quality Improvement Device (SQID), equipped with a gravity enhancing coalescer unit.


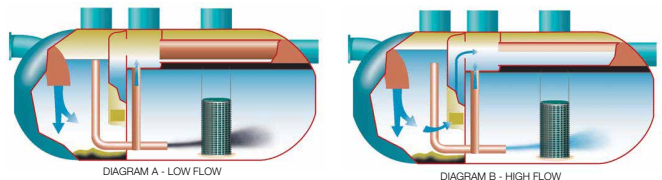
This system is typically used in medium risk commercial and industrial applications as the advanced design facilitates a retention period that provides quiescent conditions within the secondary chamber. This efficiently promotes the separation of total suspended solids (TSS), light liquids and pollutants.

SPEL treatment devices can accommodate a complete range of flow rates with corresponding pipe size and types.

### Tested Treatment Efficiencies\*

Pollutant	Efficiency
Gross Pollutants (GP)	100%
Total Suspended Solids (TSS)	87%
Total Phosphorus (TP)	11%
Total Nitrogen (TN)	23%
Petroleum Hydrocarbon	99.99%
Heavy Metals	90%

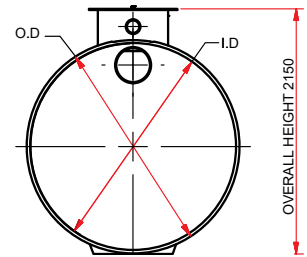
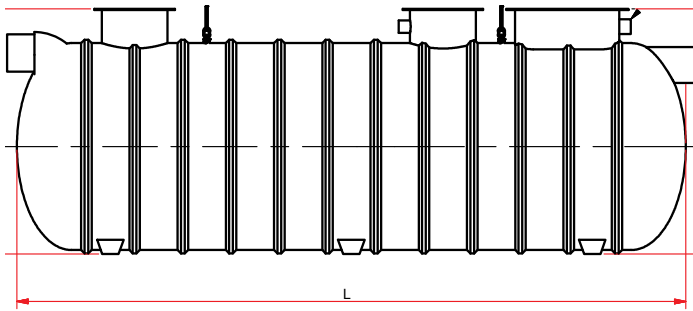
\*Contact Spel to confirm approved performance for the project LGA





# FEATURES

- 83% total suspended solids (TSS)
- 100% > 3mm gross pollutant solids (GP)
- 99.9% light liquids (TPH) (certified discharge quality of 5PPM or less, European standard BSEN 858 .1 2006)
- Nutrient reduction



MODELS	WEIGHT (KG)	MAIN DIMENSIONS (MM)			MANHOLES	
		LENGTH	OVERALL OUTSIDE DIAMETER OF TANK INC RIBS	INTERNAL DIAMETER OF TANK	QTY	SIZE
S.100/15.C1.2C.	120	1700	900	950	2	450 OD
S.100/20.C1.2C.	190	1550	1200	1300	2	450 OD
S.100/25.C1.2C.	260	2300	1200	1300	2	450 OD
S.200/30.C1.2C	300	2400	1200	1300	1	600x1250
S.200/40.C1.2C	330	2700	1200	1300	1	600x1250
S.200/50.C1.2C.	380	3400	1200	1300	1	600x1250
S.200/70.C1.2C.	410	4400	1200	1300	1	600x1250
S.300/80.C1.2C.	650	3520	1850	1950	3	600 OD
S.300/100.C1.2C.	700	4000	1850	1950	3	600 OD
S.300/130.C1.2C.	800	4860	1850	1950	3	600 OD
S.300/160.C1.2C.	900	5740	1850	1950	3	600 OD
S.300/220.C1.2C.	1100	7040	1850	1950	3	600 OD
S.300/250.C1.2C.	1200	7875	1850	1950	3	600 OD
S.400/300.C1.2C.	1700	6400	2450	2600	Custom	
S.400/400.C1.2C.	2000	7300	2450	2600	Custom	
S.400/500.C1.2C.	2400	8900	2450	2600	Custom	
S.400/600.C1.2C.	2700	10100	2450	2600	Custom	
S.400/700.C1.2C.	3000	11950	2450	2600	Custom	
S.400/750.C1.2C.	3300	13190	2450	2600	Custom	
S.400/850.C1.2C.	3500	14800	2450	2600	Custom	
S.400/1000.C1.2C.	4100	16200	2450	2600	Custom	
S.400/1100.C1.2C.	4600	18380	2450	2600	Custom	
S.500/800.C1.2C.	4300	11580	3000	3120	Custom	
S.500/1000.C1.2C.	5200	14050	3000	3120	CUSTOM	
S.500/1200.C1.2C.	6200	11700	3500	3650	CUSTOM	
S.500/1500.C1.2C.	7400	13800	3500	3650	CUSTOM	
S.500/1600.C1.2C.	8740	16 300	3500	3650	CUSTOM	
S.500/1800.C1.2C.	9380	17 500	3500	3650	CUSTOM	
S.500/2000.C1.2C.	10190	19 000	3500	3650	CUSTOM	
S.500/2300.C1.2C.	319	21500	3500	3650	CUSTOM	
S.500/2700.C1.2C.	375	24050	3500	3650	CUSTOM	
S.500/2900.C1.2C.	403	25800	3500	3650	CUSTOM	



# APPLICATIONS

- Car parks & shopping centres
- Council depots
- Industrial estates
- Heavy vehicle maintenance & storage areas
- Transport depots & loading bays
- Tunnels
- Highways & transport corridors
- Recycling yards
- Airport aprons & tarmacs

## OFF-LINE

The SPEL Stormceptor Class 1 is a high rate separator that comes in both in-line and off-line configurations. The off-line system is installed on a low flow line, designed to treat a minimum of a 1 in 3 month ARI (4EY). This is the design treatment flow rate.

Flows above this design treatment flow are to be bypassed, avoid flooding, and avoid transport of previously captured pollutants.

With the ability to be installed offline, the Stormceptor is very flexible and suitable to both small and large catchments alike.

Whilst the Stormceptor is highly efficient at removing Total Suspended Solids (TSS) the Class 1 name shows that this is also designed to treat oily water and hydrocarbon runoff from medium risk catchments.

The Stormceptor off-line is a horizontally configured two-chamber Stormwater Quality Improvement Device (SQID), equipped with a gravity enhancing coalescer unit.

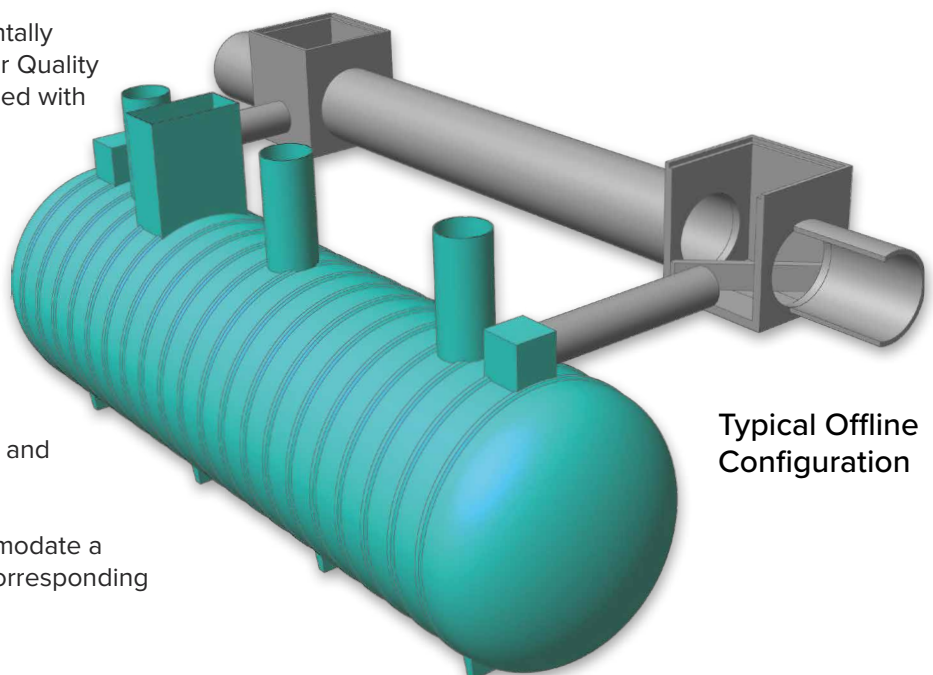
This system is typically used in medium risk commercial and industrial applications as the advanced design facilitates a retention period that provides quiescent conditions within the secondary chamber. This efficiently promotes the separation of total suspended solids (TSS), light liquids and pollutants.

SPEL treatment devices can accommodate a complete range of flow rates with corresponding pipe size and types.

### Tested Treatment Efficiencies\*

Pollutant	Efficiency
Gross Pollutants (GP)	100%
Total Suspended Solids (TSS)	87%
Total Phosphorus (TP)	11%
Total Nitrogen (TN)	23%
Petroleum Hydrocarbon	99.99%
Heavy Metals	90%

\*Contact Spel to confirm approved performance for the project LGA

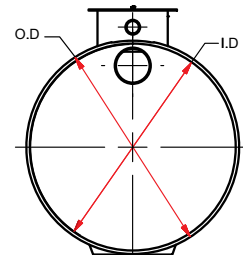
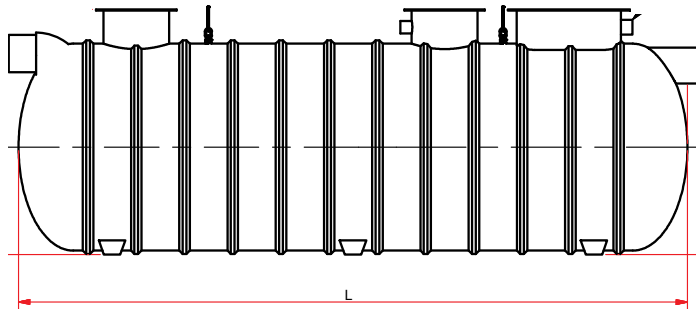


Typical Offline Configuration



# FEATURES

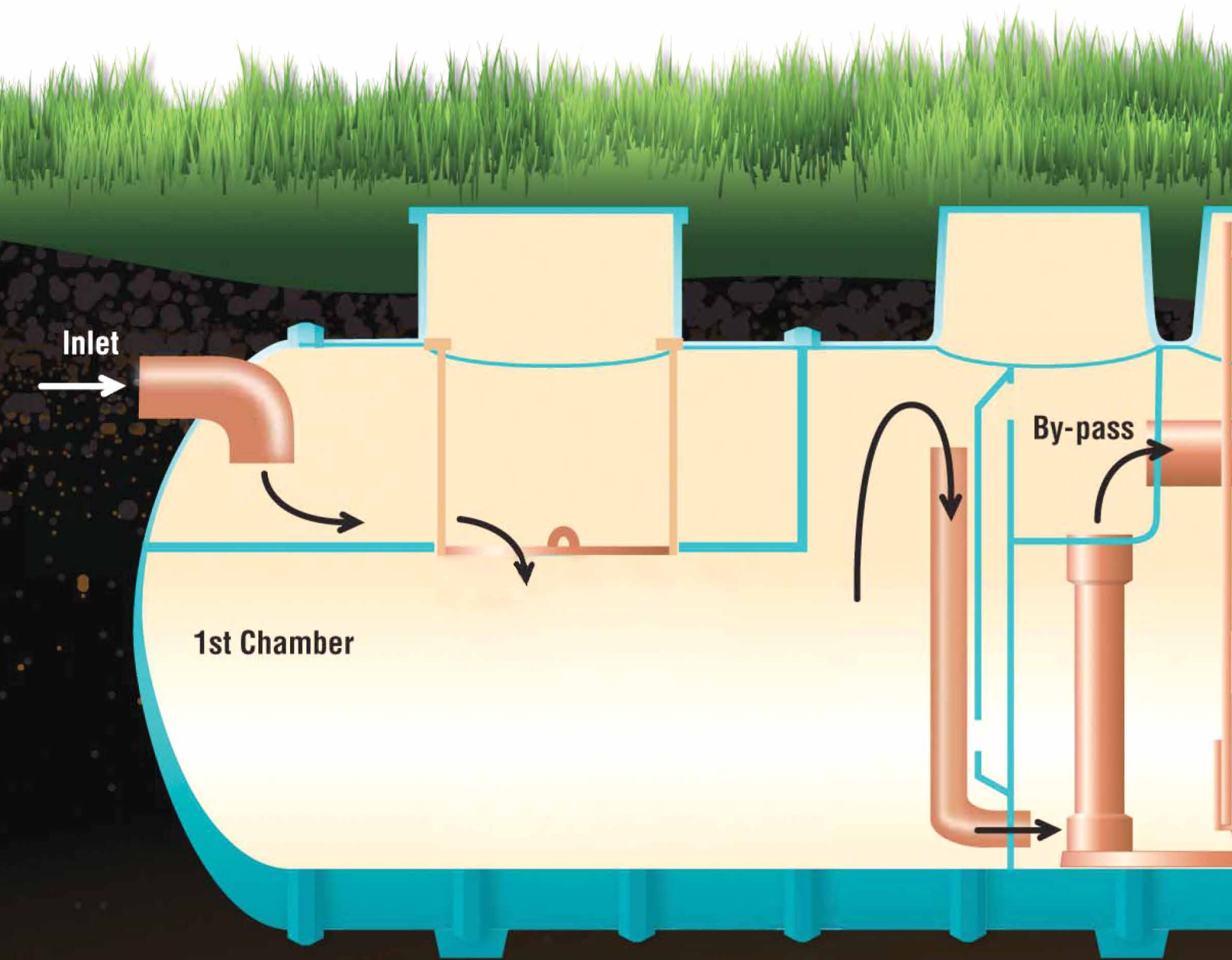
- 83% total suspended solids (TSS)
- 100% > 3mm gross pollutant solids (GP)
- 99.9% light liquids (TPH) (certified discharge quality of 5PPM or less, European standard BSEN 858 .1 2006)
- Nutrient reduction



## "Off Line" Stormceptor with 4 Minutes Retention

MODELS	WEIGHT	SERIES	TFR LPS	VOLUME LTRS	TANK SIZE		
					LENGTH	INTERNAL DIAMETER OF TANK	OVERALL OUTSIDE DIAMETER OF TANK INC RIBS
OL.4108.C1.2C	300 KG	4100	8	2400	2400 mm	1200 mm	2400 mm
OL.4115.C1.2C	430 KG	4100	15	3600	3400 mm	1200 mm	3400 mm
OL.4130.C1.2C	610 kg	4100	30	7200	6600 mm	1200 mm	6600 mm
OL.4215.C1.2C	420kg	4200	15	4400	2800 mm	1500 mm	2800 mm
OL.4230.C1.2C	580kg	4200	30	7200	4400 mm	1500 mm	4400 mm
OL.4260.C1.2C	980kg	4200	60	14 400	8500 mm	1500 mm	8500 mm
OL.4330.C1.2C	750kg	4300	30	8800	3600 mm	1850 mm	3600 mm
OL.4360.C1.2C	1190kg	4300	60	14 400	5700 mm	1850 mm	5700 mm
OL.4380.C1.2C	1340kg	4300	80	19 200	7500 mm	1850 mm	7500 mm
OL.4480.C1.2C	1400kg	4400	80	19 200	4400 mm	2450 mm	4400 mm
OL.44110.C1.2C	1560kg	4400	110	26 400	5900 mm	2450 mm	5900 mm
OL.44140.C1.2C	2000kg	4400	140	33 600	7480 mm	2450 mm	7400 mm
OL.45140.C1.2C	2230kg	4500	140	33 600	5300 mm	3000 mm	5300 mm
OL.45180.C1.2C	2670kg	4500	180	43 200	6700 mm	3000 mm	6700 mm
OL.45220.C1.2C	3180kg	4500	220	52 800	8100 mm	3000 mm	8100 mm
OL.46220.C1.2C	3360kg	4600	220	52 800	6300 mm	3500 mm	6300 mm
OL.46260.C1.2C	3840kg	4600	260	62 400	7300 mm	3500 mm	7300 mm
OL.46300.C1.2C	4270kg	4600	300	72 000	8300 mm	3500 mm	8300 mm





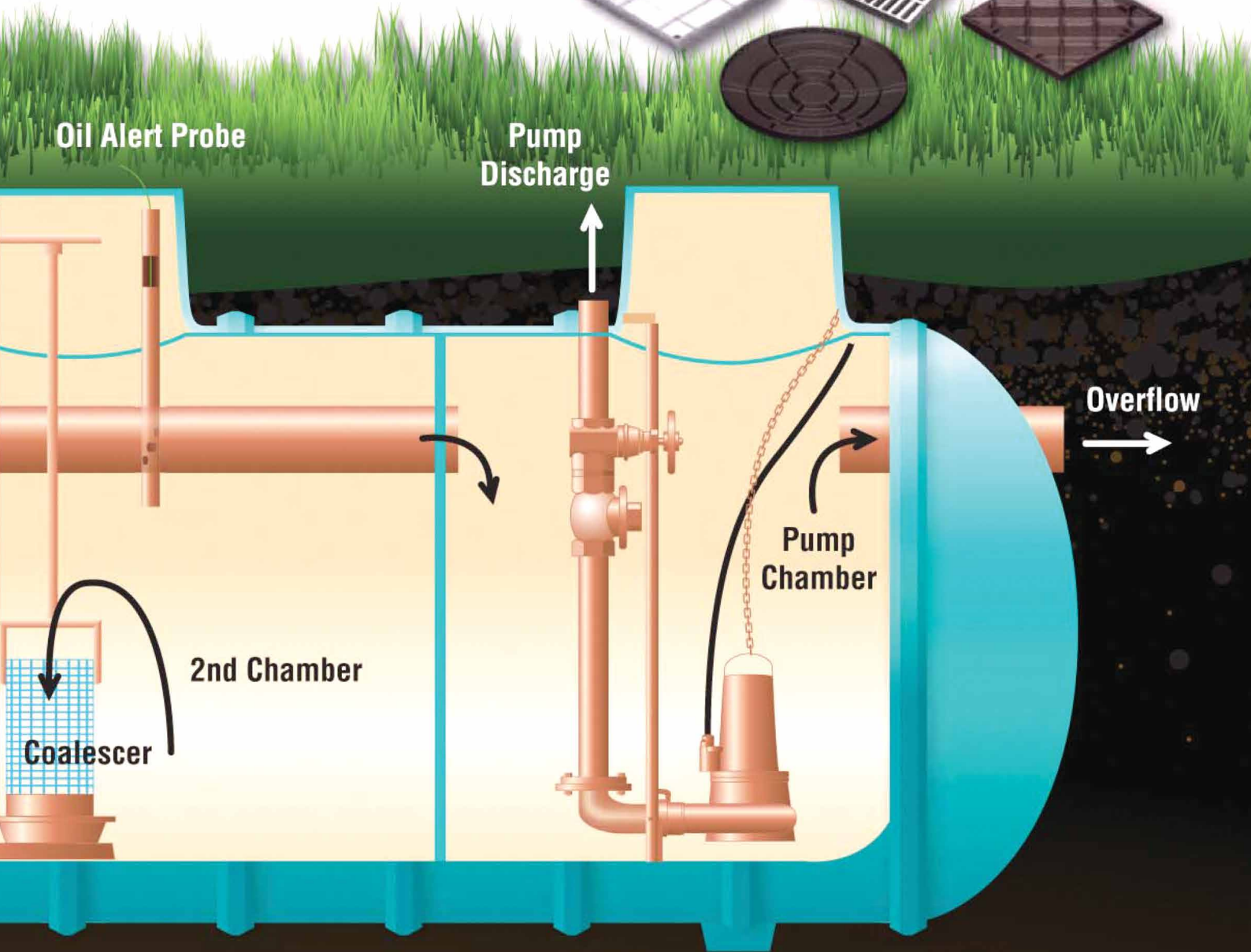
### **PUMP STATIONS**

A third chamber can be added to the separator (excluding Class 3) to incorporate a pump station making it suitable for integration with water harvesting schemes that include irrigation and field watering.

# Options

## SELECTION OF COVERS

All classes of covers are available from heavy trafficable to light duty.



### OIL ALERT PROBE

The probe is freely suspended in the primary chamber. When the oil layer or depth of light liquids reaches the predetermined level, the top of the probe will be immersed in the oil, breaking the circuit and activating the alarm.



### COALESCER UNITS

Available complete with stainless steel holders and handles or slide rails depending on separator size. Coalescers are standard in PURACEPTOR™ & STORMCEPTOR™ CLASS 1.


**SPEL The Distinct Advantage in Water Treatment**

# SPEL Stormceptor

**CLASS 1 - Stormwater treatment & medium risk hydrocarbon capture**

<p><b>NSW HEAD OFFICE</b> 100 Silverwater Rd, Silverwater NSW 2128 PO Box 7138, Silverwater NSW 1811 P: +61 2 8705 0255 P: 1300 773 500 E: nsw.sales@spel.com.au</p>	<p><b>QLD MAIN OFFICE</b> 130 Sandstone Pl, Parkinson QLD 4115 P: +61 7 3271 6960 P: 1300 773 500   E: qld.sales@spel.com.au</p> <p><b>QLD SUNSHINE COAST BRANCH</b> 19-27 Fred Chaplin Circuit, Bells Creek, QLD 4551 P: 1300 773 500   E: qld.sales@spel.com.au</p>	<p><b>VIC &amp; TAS OFFICE</b> 897 Wellington Rd Rowville VIC 3178 P: +61 3 5274 1336 P: 1800 810 139   E: sales@spel.com.au</p> <p><b>VIC GEELONG BRANCH</b> 70 Technology Close, Corio, P: +61 3 5274 1336 P: 1800 810 139   E: sales@spel.com.au</p>
<p><b>SA OFFICE</b> 9 Hampden Road, Mount Barker SA 5251 P: 1300 773 500 E: sales@spel.com.au</p>	<p><b>WA OFFICE</b> 2 Modal Crescent Canning Vale WA 6155 P: +61 8 9350 1000 P: 1800 335 550 E: sales@spel.com.au</p>	<p><b>NZ OFFICE AUCKLAND</b> 100 Montgomerie Road Airport Oaks P: +64 9 276 9045 E: sales@spel.co.nz</p>
<p><b>NZ OFFICE WANGANUI</b> 43 Heads Road Wanganu New Zealand P: +64 6 349 0088   E: sales@spel.co.nz</p>	<p><b>NZ OFFICE WELLINGTON</b> 41 Raiha St Porirua Wellington New Zealand P: +64 4 239 6006   E: sales@spel.co.nz</p>	<p><b>PHILIPPINES OFFICE METRO MANILA</b> Unit 2210 Lumiere Residences Pasig Boulevard, Pasig City P: +61 2 8705 0255 P: 1300 773 500 E: sales@spel.com.au</p>
<p><b>SINGAPORE OFFICE</b> 512 Chai Chee Lane, #06-04 Bedok Industrial Estate, Singapore 469028 P: +61 2 8705 0255 P: 1300 773 500   E: sales@spel.com.au</p>	<p><b>UK OFFICE UNITED KINGDOM</b> Lancaster Rd Shrewsbury SY1 3NQ UK P: +44 (0)1743 445200   E: sales@spel.com.au</p>	<p><b>USA OFFICE CLEVELAND</b> 4548 Industrial Parkway Cleveland, Ohio 44135 P: +61 2 8705 0255 P: 1300 773 500 E: sales@spel.com.au</p>

We believe clean water is a right not a privilege and we work to ensure a joy in water experience for you with your children and grandchildren.



**spelstormwater**  
joy in water

100 Montgomerie Road, Airport Oaks, Auckland New Zealand  
Phone: 09 930 7417  
Email: sales@spel.co.nz

[spel.co.nz](http://spel.co.nz)

SPEL Stormwater accepts no responsibility for any loss or damage resulting from any person acting on this information. The details and dimensions contained in this document may change, please check with SPEL Stormwater for confirmation of current specifications.